


NEW!
for PRINETO
and PRIPRESS



Sanitary installation box
Simple assembly - quick and precise

Adjust, fix and the job is done with the **PRINETO** or **PRIPRESS** installation box.

For washing machine or kitchen sink - our system offers you a considerable time advantage. Our high-quality **PRINETO** or **PRIPRESS** Installation boxes have exactly located water/wastewater connections enabling a quick and precise installation.



Fields of application

Bricking

Materials in brickwork are often exposed to high variations of temperature and pressure. As a result an unpleasant extension noise and diminished insulation appear. Special baseboards of the IVT installation box allow to avoid these effects. Besides the structured surface provides optimal connection of facing plaster.



Dry construction

Cavities as well as acoustic and solidness sensitive structural elements often present big problems in dry construction constructions. The IVT installation box allows a precise and tight fit installation without screw fasteners. Unevenness during tiling is avoided; it also helps to prevent corrosion.



Advantages at a glance

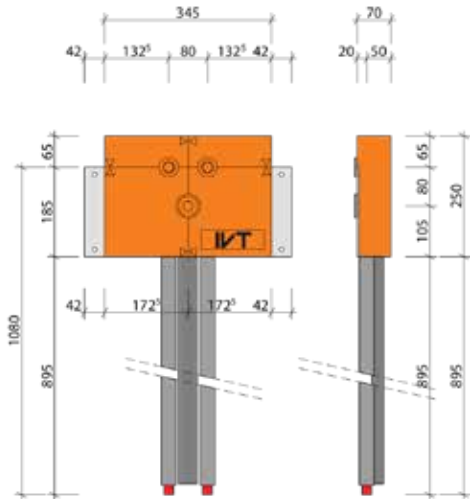
Complete pre-assembled

- 70% saving of installation time and thus cost cutting
- Efficient issue of an offer and disposition
- Exact located water/wastewater connections
- Sources of error (CW/HW spacing, horizontal orientation or drain depth) will be avoided

Discrete, complete system

- Tested for safety - no separate connections
- Connection fittings of **PRINETO** boxes are made of high-end material Cuphin - 100% lead-free
- High dimensional accuracy
- Perfect insulation

Washbasin-Box 16, dry construction



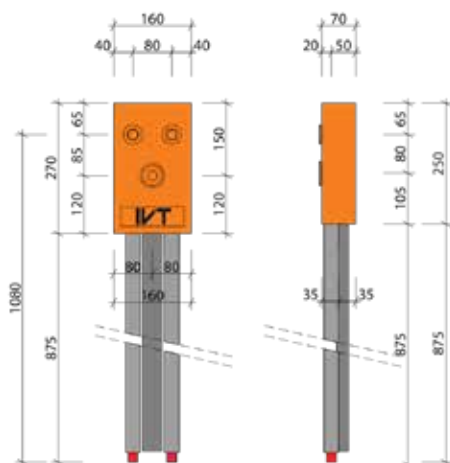
Completely pre-assembled, consists of:

Thermally insulated, condensed water safe insulating body and pre-assembled, ready to connect pipe guide till ground. With intelligent mount guide for connecting to steel panel or wood supporting structure.

Box depth: 70 mm, pressure outlet: 1/2", drain: Polokal NG DN50, siphon-angel with seal 5/4", pipe end with protection caps, pipe dimension: PRINETO MLCP Stabil pipe 16 or PRIPRESS MLCP pipe 16 x 2

Description	Width mm	Height mm	Depth mm	Art.-no.	Unit	Weight/kg
PRINETO Washbasin-Box 16 T	345	250	70	878 691 111	1	1,65
PRIPRESS Washbasin-Box 16 T	345	250	70	878 091 111	1	1,65

Washbasin-Box 16, bricking



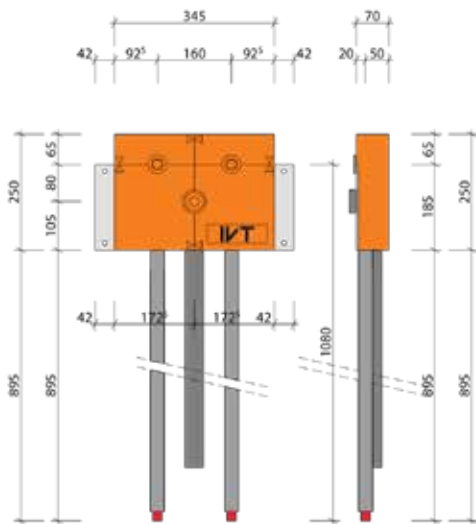
Completely pre-assembled, consists of:

Thermally insulated, condensed water safe insulating body and pre-assembled, ready to connect pipe guide till ground.

Box depth: 70 mm, pressure outlet: 1/2", drain: Polokal NG DN50, siphon-angel with seal 5/4", pipe end with protection caps, pipe dimension: PRINETO MLCP Stabil pipe 16 or PRIPRESS MLCP pipe 16 x 2

Description	Width mm	Height mm	Depth mm	Art.-no.	Unit	Weight/kg
PRINETO Washbasin-Box 16 M	160	250	70	878 692 111	1	1,15
PRIPRESS Washbasin-Box 16 M	160	250	70	878 092 111	1	1,15

Sink-Box 16, dry construction



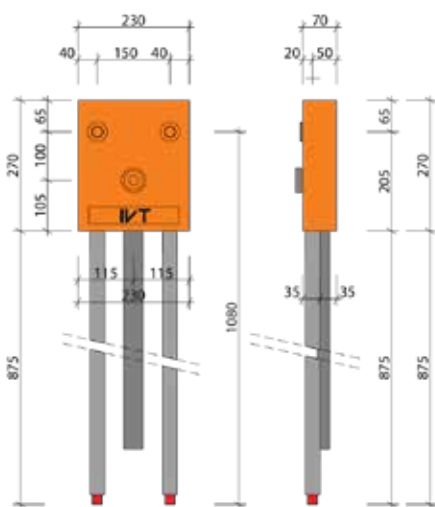
Completely pre-assembled, consists of:

Thermally insulated, condensed water safe insulating body and pre-assembled, ready to connect pipe guide till ground. With intelligent mount guide for connecting to steel panel or wood supporting structure.

Box depth: 70 mm, pressure outlet: ½", drain: Polokal NG DN50, connecting bend-bend 50/87,5°, pipe end with protection caps, pipe dimension: PRINETO MLCP Stabil pipe 16 or PRIPRESS MLCP pipe 16 x 2

Description	Width mm	Height mm	Depth mm	Art.-no.	Unit	Weight/kg
PRINETO Sink-Box 16 T	345	250	70	878 691 211	1	1,65
PRIPRESS Sink-Box 16 T	345	250	70	878 091 211	1	1,65

Sink-Box 16, bricking



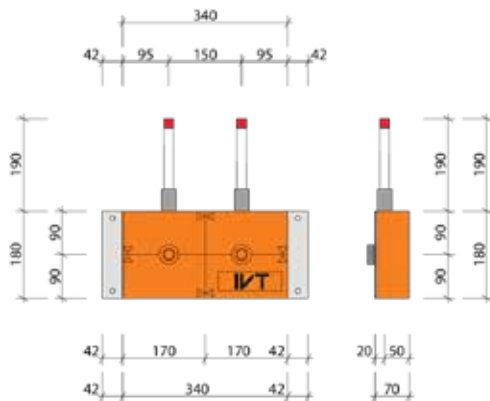
Completely pre-assembled, consists of:

Thermally insulated, condensed water safe insulating body and pre-assembled, ready to connect pipe guide till ground.

Box depth: 70 mm, pressure outlet: ½", drain: Polokal NG DN50, connecting bend-bend 50/87,5°, pipe end with protection caps, pipe dimension: PRINETO MLCP Stabil pipe 16 or PRIPRESS MLCP pipe 16 x 2

Description	Width mm	Height mm	Depth mm	Art.-no.	Unit	Weight/kg
PRINETO Sink-Box 16 M	230	270	70	878 692 211	1	1,3
PRIPRESS Sink-Box 16 M	230	270	70	878 092 211	1	1,3

Shower-Box 16, dry construction



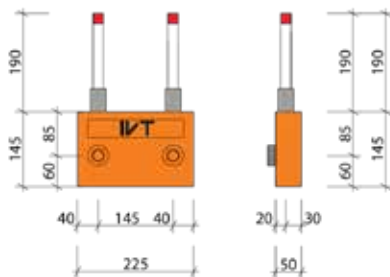
Completely pre-assembled, consists of:

Thermally insulated, condensed water safe insulating body and pre-assembled, ready to connect pipe guide. With intelligent mount guide for connecting to steel panel or wood supporting structure.

Box depth: 70 mm, pressure outlet: 1/2", pipe end with protection caps, pipe dimension: PRINETO MLCP Stabil pipe 16 or PRIPRESS MLCP pipe 16 x 2

Description	Width mm	Height mm	Depth mm	Art.-no.	Unit	Weight/kg
PRINETO Shower-Box 16 T	340	180	70	878 691 311	1	0,95
PRIPRESS Shower-Box 16 T	340	180	70	878 091 311	1	0,95

Shower-Box 16, bricking



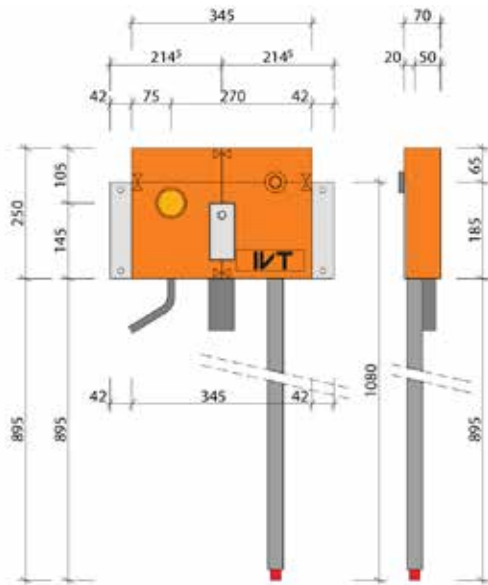
Completely pre-assembled, consists of:

Thermally insulated, condensed water safe insulating body and pre-assembled, ready to connect pipe guide.

Box depth: 70 mm, pressure outlet: 1/2", pipe end with protection caps, pipe dimension: PRINETO MLCP Stabil pipe 16 or PRIPRESS MLCP pipe 16 x 2

Description	Width mm	Height mm	Depth mm	Art.-no.	Unit	Weight/kg
PRINETO Shower-Box 16 M	225	145	70	878 692 311	1	0,55
PRIPRESS Shower-Box 16 M	225	145	70	878 092 311	1	0,55

Washing machine-Box 16, dry construction



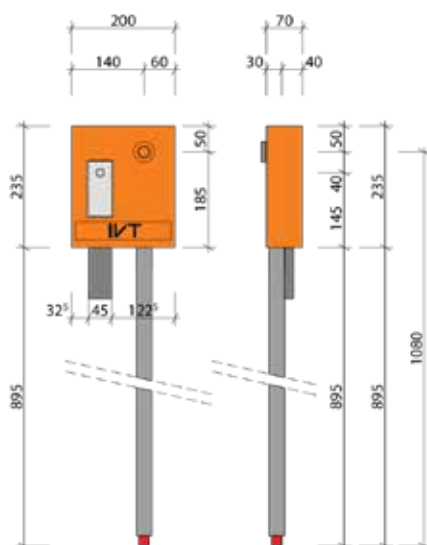
Completely pre-assembled, consists of:

Thermally insulated, condensed water safe insulating body and pre-assembled, ready to connect pipe guide till ground. With intelligent mount guide for connecting to steel panel or rather to wood supporting structure. In-wall drain siphon BP 400S incl. perforated completion.

Box depth: 70mm, pressure outlet: 1/2", in-wall drain siphon: BP 400 (=Dallmer) incl. perforated completion, pipe end with protection caps, pipe dimension: PRINETO MLCP Stabil pipe 16 or PRIPRESS MLCP pipe 16 x 2

Description	Width mm	Height mm	Depth mm	Art.-no.	Unit	Weight/kg
PRINETO Washing machine-Box 16 T	345	250	70	878 691 411	1	1,3
PRIPRESS Washing machine-Box 16 T	345	250	70	878 091 411	1	1,3

Washing machine-Box 16, bricking



Completely pre-assembled, consists of:

Thermally insulated, condensed water safe insulating body and pre-assembled, ready to connect pipe guide till ground. In-wall drain siphon BP 400S incl. perforated completion.

Box depth: 70mm, pressure outlet: 1/2", in-wall drain siphon: BP 400 (=Dallmer) incl. perforated completion, pipe end with protection caps, pipe dimension: PRINETO MLCP Stabil pipe 16 or PRIPRESS MLCP pipe 16 x 2

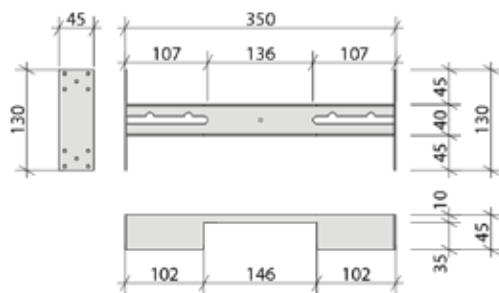
Description	Width mm	Height mm	Depth mm	Art.-no.	Unit	Weight/kg
PRINETO Washing machine-Box 16 M	200	235	70	878 692 411	1	0,8
PRIPRESS Washing machine-Box 16 M	200	235	70	878 092 411	1	0,8



Accessories installation boxes

Mount traverse washbasin, dry construction

Suitable for load up to 150kg, incl. washbasin and stand mount accessories as far as noise protection unit. Breadthways is adjustable.



Description	Width mm	Height mm	Depth mm	Art.-no.	Unit	Weight/kg
Mount traverse washbasin	350	147	70	878 691 002	1	0,95



Mount pliers, dry construction

For mounting of installation boxes to metal C studs in dry constructions..

Description	Art.-no.	Unit	Weight/kg
Mount pliers T	878 691 001	1	0,95

Your order



24h-delivery service: Your order will be delivered the next working day until 5 p.m. You will find further information in our current price list.

IVT B2B Webshop

Order conveniently on the move at:
<https://shop.ivt-group.com>

Service phone

DE: +49 (0) 9876 / 97 86-0
AT: +43 (0) 1 / 161 68 65-10

Technical hotline

DE: +49 (0) 9876 / 97 86-60



Here you can find our installation boxes in our B2B webshop

Status 03/2020 - reproduction, also in extracts subject to approval
© by IVT GmbH & Co. KG - printed in Germany

IVT GmbH & Co. KG
Gewerbering Nord 5
D-91189 Rohr
Tel./Fax. +49 (0) 9876/97 86-0/-90
Info@ivt-group.com • www.ivt-group.com

IVT
WÜRTH  GROUP